



SAFE TRAVEL
SAFETY SIGNAGE FOR BUSES





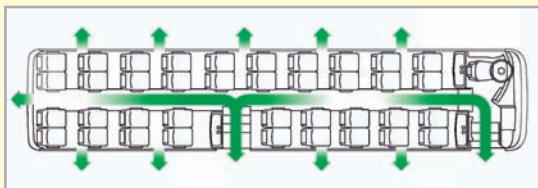
OPTIMUM ESCAPE ROUTE SIGNAGE MINIMIZE

In a fire, the occupants of a bus are at particular risk from poisonous flue gas and must leave the bus as quickly as possible. In thick smoke the passengers and driver need visual aides to find emergency exits quickly and safely.

P.E.R. offers an extensive range of products for safer travel in buses – both at night and in an emergency.

**! Arrange a free consultation:
Freecall 0800 - 10 10 402**

5 RISKS IN EMERGENCIES



i

For more than 15 years, P.E.R. has been successfully developing, producing and marketing photoluminescent and electrical safety way guidance systems. P.E.R. products stand for expertise and innovation for application on land, at sea and in the air. For years, Lufthansa Technik AG has been exclusively marketing the jointly developed photoluminescent "guideline[®]" system to civil aviation companies world-wide and installing it in fleets of aircraft.



Lufthansa Technik



PHOTOLUMINESCENT SAFETY MARKINGS FOR

P.E.R. offers a photoluminescent Permalux® range especially for safety aboard coaches. All photoluminescent products have high luminance and safely guide escaping persons to emergency exits in the dark. They also make first-aid boxes, fire extinguishers and window hammers easy to find.

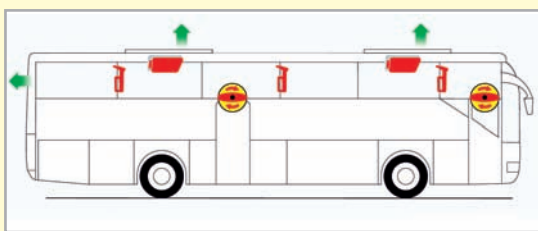
All products are free from PVC and comply with fire class B1.



▶ ▶ ▶
Permalux® is a photoluminescent material developed by P.E.R. Special pigment absorbs and stores daylight and ambient light. In darkness, the stored energy is released with very high luminance over a long period of time.

2122

VISUAL ORIENTATION



Safety card (specific to the type of vehicle)

Every passenger is given a laminated card with safety instructions and pictograms – just like in an aircraft.

 A laminated safety card for a bus. The left side features a top diagram of the bus with exits and a bottom diagram of the seating layout with exit locations marked. Below these are three multilingual instructions:

- Escapada de Emergencia:** Instructions for evacuation, including the instruction to "Bajar el panel de emergencia" (lower the emergency panel).
- Salida de Emergencia:** Instructions for using the emergency exits.
- Seguridad:** Instructions for safety, including "Mantener la calma" (keep calm).

 The right side of the card contains four pictograms with corresponding multilingual text:


- Extintor:** Fire extinguisher instructions.
- Botiquín:** First aid kit instructions.
- Señal de Emergencia:** Emergency signal instructions.
- Asiento:** Seat instructions.



HIGH-PERFORMANCE PRODUCTS FOR SAFE


Seat base compartment and overhead compartment (including seat numbers)

Continuous photoluminescent strips guide passengers to emergency exits. Low-location markings assist children in particular to find their way in the dark.



Skylights

Clearly visible escape hatch borders, pictograms and markings provide for easy location of emergency exits.





EXIT ROUTES


Stairways and handrails

Handrail profiles and stairway profiles with photoluminescent strips reduce the risk of stumbling in emergencies or in the dark. They are also available with non-slip strips.




Signage

Photoluminescent pictograms and signs, e.g. fire protection signs, are produced for each type of bus.



Window hammer

Window hammers are equipped with photoluminescent markings for easy location in the dark.



P.E.R. Flucht- und Rettungsleitssysteme GmbH

Kurt-Fischer-Straße 25
22926 Ahrensburg

Phone: +49 (0)41 02-4667-0

Fax: +49 (0)41 02-4667-99

E-Mail: info@per-gmbh.de

Internet: www.per-gmbh.de

Freecall: 0800 - 10 10 402

